


Road &  
surface repair



Marking the future with you



# A complete solution for road and surface repair

Keep the roads safe with our innovative and complementing range of products



## Preventive road maintenance is key

Worn and damaged roads are unfortunately not a rare sight. Potholes, cracks and other damages on the road can be caused by a number of factors including water intrusion, heavy vehicles, as well as seasonal temperature changes.


### **The importance of proper maintenance**

In order to keep the roads safe, it is critical to keep up with proper maintenance to prevent these damages from spreading or forming. This not only helps limit the risk of extended damages, but also the need for more

extensive and costly repairs. Most importantly however, regular repairs prolong the lifetime of the road and increases safety.

Unfortunately, the fear of huge costs and long traffic shut-downs can make it seem like an immense project to get these damages fixed. But fear not, it does not have to be that way!





### Why should you use our road & surface repair:

- A complete solution covering almost any type of road and surface repair
- High-quality products providing resilient and durable repairs
- Easy application causing no secondary damages to the road surface
- Minimal manpower and equipment needed
- Minimal closing time of traffic
- Makes it easy to keep the roads well-maintained which increases safety and prolongs the lifetime of the road

### Complete repair solution

With almost 100 years of experience in road markings and innovation, Geveko Markings has developed a range of road and surface repair products for easy, efficient and durable application. Our solution consists of four different and combinable products which makes it easy for you to repair potholes, cracks and outbreaks before they turn into big and costly projects.

Easy-to-carry bags and buckets combined with a simple application process means that this solution requires a minimum amount

of resources. You can simply have the products on your vehicle and easily repair damages on the road as you see them - all year round.

### Maximise your repairs – minimise your effort

Compared to methods that demand a lot of manpower and heavy or specialised equipment, this is a both user-friendly and cost-effective solution.

With a minimum of equipment required, you reduce the risk of causing secondary

damages adjacent to the repair. Furthermore, you limit closing time of traffic during road maintenance as the repairs can be done very quickly.

Application time is usually a matter of minutes, depending on extent of the repair. The route can often be re-opened to traffic after only 20 minutes, which is a major benefit as it creates less traffic congestion and CO2 exhaustion from cars.



# Pothole repair made easy

Say goodbye to holes in the road with ChipFill™ and AggreFill™



## Why ChipFill™?

- Hot-applied resin matrix
- Quick and easy application
- Cost-effective solution
- Excellent surface bond
- Prevents water ingress that makes holes and cracks larger
- All year-round application

Potholes in the road must be attended to quickly to avoid accidents. Depending on the size of the road damage, we recommend ChipFill on its own or in combination with AggreFill. With these two specially designed products, you will be able to repair the road in a fast and effective manner with minimal downtime of traffic.

## For smaller potholes - use ChipFill™

ChipFill is a hot-applied surface defect repair system specially designed to repair smaller holes and cracks with a diameter around 25 cm and a depth of maximum 4-5 cm.

As the name indicates, ChipFill consists of small chips which are easy to handle and apply. All you need is a broom and heat torch - and you are ready to go!

One of the great advantages of ChipFill is its ability to easily conform to the contours of the pothole and bond to the surface. This makes ChipFill a durable and cost-effective solution as it prevents damages from becoming bigger and more expensive to repair.

In addition, ChipFill can be used for; fixing cobblestones, as well as preventing erosion and growth of weeds between them. It can also be used to level out surfaces before the application of road marking materials from Geveko Markings.

As the application is simply done with a heat torch, you do not risk any secondary damages caused by heavy equipment. ChipFill can be applied all year round and comes in black and grey, which can be mixed to match the appearance of the particular surface.



Remove debris and clean the repair area thoroughly.



Remove moisture with a propane fueled heat torch.



Apply an initial layer of maximum 15 mm.



Heat material thoroughly and repeat process as necessary.





### Why AggreFill™?

- Two part system for larger repair applications
- Quick and easy application
- Cost-effective solution
- Excellent surface bond
- Return to traffic within 20 minutes
- All year-round application

### For larger potholes - combine with AggreFill™

Potholes that are left unattended can become a great threat to road safety. This is where AggreFill comes to the rescue.

The pre-coated aggregate filler is recommended for larger potholes of up to 1 sqm in diameter and with a depth of 25-60 mm, it should be used as a supplement to ChipFill.

This is an innovative two-part system where ChipFill functions as the binder, with its strong composition and adhesion to the road surface, while AggreFill works as the filler. This system makes it possible to benefit from the unique qualities of ChipFill on even more types of repairs, while still requiring only a limited number of products, tools and equipment.

By using AggreFill, you will be able to close bigger and deeper holes, and help keep roads away from deteriorating further.

The combination of AggreFill and ChipFill provides optimal bonding. It is usually applied within a matter of minutes and is made to set rapidly. This means that traffic can usually be re-opened within just 20 minutes.



Easily repair damaged surfaces with a general depth of 25 – 60 mm.



Apply in layers of ChipFill and AggreFill for optimal bonding.



Rapid setting means that traffic can be re-opened within just 20 minutes.



# Fill in the cracks to keep our roads safe

BandFill™ provides effective first aid for cracks in the asphalt



## Why BandFill™?

- Hot-applied sealer available in lines and rolls
- Quick and easy application
- Cost-effective solution
- Excellent surface bond
- Prevents water ingress making joints and cracks larger
- All year-round application

Cracks in the asphalt are hard to avoid as they can appear for many reasons. Whether it is water intrusion, stress from heavy vehicles or the seasonal temperature changes that is the root cause, it is important to keep up with proper maintenance and seal the cracks to prevent them from spreading.

## A 'bandaid' for the asphalt

BandFill is a hot-applied sealer that can be used for sealing cracks in the road surface as well as joints and edges of repaired asphalt areas. The flexible solution is available in both lines and rolls, depending on the job at hand.


Bandfill prevents water ingress and progressive fretting which minimises the risk of the cracks getting larger. In this way you will avoid more extensive repairs, prolong the lifetime of the road, and keep costs down.

## Durable, safe and flexible

BandFill has passed the HAPAS approval in the UK for a 2-year life expectancy on highways. This is just one example of the product's durability and anti-skid properties. The rolls are easy to handle and take little space in your road and surface repair kit. All you need for the application is in fact a heat torch.

BandFill is compatible with all asphalt surfaces and with the use of a primer, it can also be installed on non-bituminous surfaces (e.g. concrete, bricks and cobble stones).

Bandfill can be applied all year round, and adhesion to the bituminous asphalt surface is very strong. It leaves no product waste, and it is produced using recycled materials.



Brush away any dirt and remove moisture from the crack with a heat torch.



Roll BandFill onto the surface following the path of the crack



Bond BandFill to the crack by heating the material with a heat torch.



Sufficient heat has been applied when the material starts to bubble.



# Regular repair for irregular damage

ColdFill™ fixes damages that does not fit the mould



## Why ColdFill™?

- Cold-applied self-levelling sealer
- Ideal for long and irregular cracks, mirror cracks and small holes
- Simple screed box application
- High wear resistance even on highly trafficked roads
- Long-lasting and cost-effective solution

Sometimes the road surface can be damaged in a way that makes repairs seem difficult. Without the right repair method, irregular damages and deteriorations can be both time consuming and hard to fix properly - and you risk having to redo the job entirely.

## Level out damages in no time

ColdFill is our cold-applied, self-levelling sealer. The composition and mode of application makes it suitable for repairing long as well as irregular cracks, but also surfaces with microcracks and small holes. These are the type of damages that are known to be difficult to repair properly.

However, ColdFill is easy to apply: By using a screed-box you simply drag out the product e.g. over a long and irregular crack. Or simply use a trowel if it is a wider area. Because of its self-levelling properties, ColdFill sinks into the damage and creates

a proper seal with strong adhesion. Curing time is normally only 25 minutes after which it is possible - even for heavy traffic - to pass over the repair.

## Long-lasting and resilient

ColdFill has a high wear and stress resistance, which means it can be applied on highly trafficked roads and still last up to 5 years. It is an optimal product for mending cracks and holes whether it is asphalt or concrete (although primer is needed for application on concrete).

Because of its high durability, the product protects the road from further damages. This makes it suitable for permanent backfilling of cracks, outbreaks and minor holes in the blacktop.



Combine the two components (ColdFill + hardener) using a drill with paddle attachment.



Use a screed box to apply the material across the repair area.



Add skid-resistance by applying glass grains over the still wet surface.





## We offer a simple and complete range of products for preventive maintenance

### Potholes

Potholes on the road can be safety hazards and must be attended to quickly in order to avoid accidents. Depending on the size of the road damage, we recommend using our hot-applied surface defect repair **ChipFill™** on its own or in combination with **AggreFill™**. These two specially designed products provide a fast and easy repair of the road with a minimal downtime of traffic.

### Cracks

Cracks in the asphalt demand an effective "first aid" and **BandFill™** is our proposed solution. The light weight strips, with high anti-skid properties, are ideal for sealing cracks and joints in the road surface, either on damaged surfaces or on joints adjacent to newly made repairs. They prevent water ingress and progressive fretting, thereby reducing the risk of cracks getting larger. With this type of preventive maintenance you can prolong the lifetime of the road and keep costs down.

### Irregular damages

Sometimes a road surface can suffer from irregular deterioration. Without the right repair method this damage can be time consuming, costly and difficult to remedy. In these cases, we recommend using **ColdFill™**, a cold-applied, self-levelling sealer. The composition and mode of application makes ColdFill extremely suitable and practical for these kinds of repairs, as well as long and irregular cracks.



**GEVEKO** MARKINGS

sales@gevekomarkings.com • www.geveko-markings.com



01.2021